




Homework due every Wednesday (Taken home on Friday)

You must do all three boxes every week: reading, maths and spelling

<p>Reading</p> <p>Read for approximately 10 minutes every day. You may read books from home, school or the school website (virtual library virtual-library-final-draft.pdf (primarysite-prod-sorted.s3.amazonaws.com)). You can also read magazines, newspapers, packaging, computer information etc. Fill in you reading diary every time that you read at home.</p> 	<p>Maths</p> <p>*Complete the set maths homework.</p> <p>*Sometimes your homework will be set using the Mathletics app.</p> <p>*Practise your times tables using your TT-Rockstars log in. Try to do approximately 5 minutes every day.</p> 	<p>Spellings</p> <p>Spelling activities: Use your spelling shed log in to practise and revisit all of your previous spellings.</p> 
--	---	---

Project based homework The suggested ideas below are linked to the work that you will be covering in class this half term. You can choose a **minimum** of 3 projects. However, if you would like to, or have time, you can do as many or more if you like. Your work can be presented in many different ways, such as through art, presentations to the class or on the computer, 3D models, written work etc. Be creative and have fun learning!

<p>Science</p>  <p>Skeletons</p>	<p>Draw and label the bones on a human body.</p>	<p>Draw and label the bones on an animal's body.</p>	<p>Create a moving arm or leg joint.</p>	<p>Create a 3D human or animal skeleton.</p>	<p>Investigate: What is the purpose of a skeleton?</p>	<p>Create an information booklet about bones, muscles and joints.</p>
<p>Geography</p>  <p>Settlements</p>	<p>Draw/make your own settlement site.</p>	<p>Research what early settlers need in their homes.</p>	<p>Create a poster identifying how settlements are linked together.</p>	<p>Research famous settlement sites, such as London, Edinburgh etc</p>	<p>Create a board game about settlements.</p>	<p>Create an acrostic poem about settlements.</p>
<p>DT</p>  <p>Pop Up Book-Mechanisms, Levers and Linkages.</p>	<p>Create a board game with levers, mechanisms and linkages.</p>	<p>Research Leonardo Di Vinci and identify why he is linked to mechanisms.</p>	<p>Create a simple lever or linkage.</p>	<p>Research how levers and linkages work.</p>	<p>Create a poster about the different mechanisms, levers and linkages</p>	<p>Write a list of levers, linkages and mechanisms that we use in everyday life</p>
<p>PSHE</p>  <p>Relationships</p>	<p>Create a poster promoting online safety.</p>	<p>Create a card for a friend/family member showing your appreciation.</p>	<p>Create a poster about being a good friend.</p>	<p>Create a game about keeping yourself safe online.</p>	<p>Draw a picture of what you think a good friend looks like.</p>	<p>Create a poem promoting friendship.</p>
<p>Other</p>	<p>Computing</p>  <p>Create and use a branching database to classify animals based on their characteristics.</p>	<p>Computing</p>  <p>Research what branching databases are.</p>	<p>Music</p>  <p>Listen to the songs that we are learning with Mr Brennan.</p>	<p>MFL</p>  <p>Create a poster about French food.</p>	<p>P.E</p>  <p>Create your own outdoor challenge course.</p>	<p>RE</p>  <p>Draw & label the 7 Days of Creation</p>