











Homework due every Wednesday (Taken home on Friday)

<p>Reading </p> <p>Read for approximately 10 minutes every day. You may read books from home, school or the school website (virtual library virtual-library-final-draft.pdf (primarysite-produced.s3.amazonaws.com)). You can also read magazines, newspapers, packaging, computer information etc.</p> <p>Fill in your reading record every time that you read. We can then update our 'Read to Succeed' chart so that you can receive rewards!</p>	<p>Phonics</p> <p>Use your phonics mat to practise reading some of the words that have been learnt that week in class.</p> <p>Have a go at sounding them out and blending. Don't forget to read the tricky words on there too!</p> <p>Spend 5-10 minutes each day reading over these to develop your fluency!</p> 	<p>Maths </p> <p>Complete the set maths homework.</p> <p>Extra maths learning opportunities</p> <ul style="list-style-type: none"> - Practise your times tables using your TT-Rockstar's log in. - Complete Mathletics activities and collect 1000 points a week to earn a certificate!
--	---	--

<p>Project based homework The suggested ideas below are linked to the work that you will be covering in class this half term. You can choose a minimum of 3 projects. However, if you would like to, or have time, you can do as many or more if you like. Your work can be presented in many different ways, such as through art, presentations to the class or on the computer, 3D models, written work etc. Be creative and have fun learning!</p>			
<p>Science </p> <p>How do different plants grow?</p>	<p>Plant your own seed. Let us know what seed you have planted and take pictures of it growing.</p>	<p>Create a lifecycle of a plant. Be creative!</p>	<p>Go on a walk and write a list of all the trees and flowers you can see. How many can you name?</p>
<p>Geography </p> <p>What if we lived in India?</p>	<p>Research facts about India. Create a fact file. What is the temperature? How many people live in India?</p>	<p>Make comparisons between India and the UK. What is the same? What is different?</p>	<p>Create a replica of flag of India.</p>
<p>Art Tie Dye </p>	<p>Design your own tie dye t-shirt</p>	<p>Research tie dye Mary. Can you create a fact sheet all about this?</p>	<p>Make an item of clothing or an accessory that uses tie dye.</p>
<p>PSHE Relationships </p>	<p>Draw people in your family and label what relation they are to you.</p>	<p>Draw a picture of your favourite person and write about why you appreciate them.</p>	<p>Write down all the people at school, your family and in the community that you can trust.</p>
<p>Other</p>	<p>Computing </p> <p>Design your own computer game. What would the computer game look like?</p>	<p>Music </p> <p>Dance to a song that makes you happy. Which song is it? Record yourself dancing to a happy song!</p>	<p>P.E </p> <p>Practise throwing and catching a ball. How many times can you do it without dropping it?</p>