




Homework due every Wednesday (Taken home on Friday)

<p>Reading </p> <p>Read for approximately 10 minutes every day. You may read books from home, school or the school website (virtual library virtual-library-final-draft.pdf (primarysite-produced.s3.amazonaws.com)). You can also read magazines, newspapers, packaging, computer information etc.</p> <p>Fill in your reading record every time that you read. We can then update our 'Read to Succeed' chart so that you can receive rewards!</p>	<p>Phonics</p> <p>Use your phonics mat to practise reading some of the words that have been learnt that week in class.</p> <p>Have a go at sounding them out and blending. Don't forget to read the tricky words on there too!</p> <p>Spend 5-10 minutes each day reading over these to develop your fluency!</p> 	<p>Maths </p> <p>Complete the set maths homework.</p> <p>Extra maths learning opportunities</p> <ul style="list-style-type: none"> - Practise your times tables using your TT-Rockstar's log in. - Complete Mathletics activities and collect 1000 points a week to earn a certificate!
--	---	--

Project-Based Homework: The suggested ideas below are linked to the work that you will be covering in class this half term. You can choose a **minimum** of three projects to complete during the half term. However, if you would like to, or have time to, you can do as many as you like. Your work can be presented in many different ways, such as through art, presentations to the class, on the computer, 3D models or written work etc.

Be creative and have fun learning! You will get 20 planet points every time you bring in a project-based homework!

<p>Science </p> <p>Why do different living things live in different habitats?</p>	<p>Go to the park and see how many microhabitats you can find. What animals were living in the microhabitat?</p>	<p>Create your own bug hotel. Use recycled materials. Write down who will live in your bug hotel and what conditions it needs.</p>	<p>Research and draw your own food chain.</p>
<p>Geography </p> <p>What Ocean do we sit on?</p>	<p>Make your own map to show the 7 continents and the 5 oceans.</p>	<p>Create a fact file about one of the continents. What fun facts can you find out about the continent?</p>	<p>Create a postcard for one of the continents. Pretend you are there and write to your friend, telling them what it's like and what the weather is like.</p>
<p>DT Cooking and nutrition. </p>	<p>Create and write a healthy recipe. What ingredients do you need? How will you make your meal?</p>	<p>With an adult, practise how to cut and peel some fruit and vegetables safely. Remember, this needs to be monitored by an adult.</p>	<p>Have a tasting experiment. Try a variety of fruit and vegetables and see which new fruit and vegetables you like.</p>
<p>PSHE Healthy Me </p>	<p>Create a poster to help someone who is finding it difficult to stay healthy and is not very motivated.</p>	<p>Create instructions on how to brush your teeth correctly.</p>	<p>Record how much sleep you have in a week. The following week, try and increase this. Does having more sleep make you feel more energised?</p>
<p>Other</p>	<p>Computing </p> <p>Design your own computer game. What would the computer game look like?</p>	<p>Music </p> <p>Compose your own song and perform it. Record it!</p>	<p>P.E </p> <p>Each week, record how many star jumps you can do. Can you beat your score every week?</p>