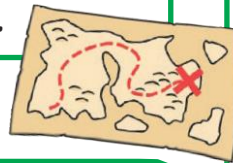



# Maths: Using Positional Language

## Home Learning Challenges

Draw a bush in the middle of a piece of paper. Draw a lion next to the bush, a mouse underneath the bush, and a cheetah in front of the bush. Draw a zebra behind the bush (you might just be able to see his tail poking out) and a parrot on top of the bush.




Ask an adult to hide a toy in your house. Ask questions to find out where it is, starting with the room it is in and then more specific questions, e.g. "Is it underneath something?" or "Is it behind something?" Then, you could hide the toy and they can ask the questions to find it.



Go on a walk and play a positions game with a friend or grown-up. Ask them to spot an object and you have to guess what it is. Ask them to give you clues to identify the object, e.g. "It is behind the fence." or "It is in front of the café."

Find an old box to play a 'What's in the Box?' game. Place your favourite toy inside the box. Ask a friend to rattle the box and guess what is hiding inside. You could play this game with different objects or toys.



Draw a treasure map on a piece of paper - draw an island in the middle of the paper. Draw a pirate ship next to the island on one side and a ship wreck on the other side. Above the island, draw some smaller islands for boats to move in and out of. Below the island, draw some hungry sharks. What else can you add to the map? Can you describe the position? Draw a cross on the map to show where some treasure is buried. Can you describe where the treasure is hidden?

Play a twist on the game 'I Spy' but instead of guessing the word beginning with a certain letter, give clues as to the object's position, e.g. "I spy with my little eye, something behind the ..." or "next to the ...".